

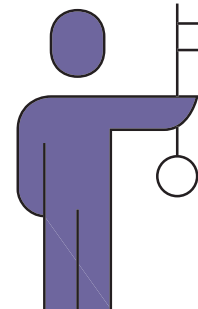


UI Solutions Group

# Revenue Solution

UI's Revenue solution is the industry-leading Customer, Rates, and Revenue management software, providing detailed customer analytics across departments and use-cases. It empowers your analysts to model current and proposed tariffs and rate designs with full interval meter detail over your entire customer population.

Our robust calculation and reporting tools with integrated industry best-practice libraries enable full process management from rate design to special contracts billing. In addition, configurable dashboards provide seamless access to analytics across departments, from revenue accounting to key accounts and beyond.



## Explore our Revenue solution features:

### CORE FUNCTIONALITY



#### Customer Billing Detail

Manage, report, graph, and dashboard customer billing history. Run full-population normalizations and fully integrate with customer segmentation data for enhanced insights.



#### Interval Meter Data

Performance-optimized interval meter data reporting, graphing, and analysis framework delivers unparalleled speed for best-fit rate comparisons, COS statistics, and time-of-use tariff design.



#### Tariff Calculation Engine

Our analyst-driven tariff engine provides the foundation for all customer detail analytics, with the flexibility for tariff modeling, full-population analysis speed, and rate filings accuracy.



#### Flexible Dashboarding

Robust PlannerDash™ reporting and data visualization tools make it easy to view and share results across users and devices, whether analyzing a key account rate comparison or evaluating rate design filing scenarios.



**Test Year Bill Determinants**

Leverage customer data history and our tariff engine to quickly generate normalized test year billing determinants for present and proposed tariff schedules.



**Rate Design**

Systemize rate design without losing the flexibility to model, easily designing proposed pricing from Cost of Service, with scenario comparisons and full integration to customer rate analytics.



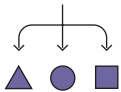
**Filing Schedules**

Automate generating rate filing schedules, from tariff books to rate design exhibits and exportable Excel working models. Easily re-run fully formatted workbooks with all last-minute model changes.



**Bill Impact Distributions**

Calculate the impact of tariff and pricing changes on every customer bill with frequency distribution analytics to visualize results, identify rate shock, and improve rate case outcomes.



**Customer Migration Analysis**

Identify the best-fit rate for every customer under current and proposed rate scenarios, precisely quantifying customer migration and revenue erosion before it occurs.



**Jurisdictional Combination Plans**

Combine tariff modeling, rate impact, and customer migration capabilities to evaluate and optimize jurisdictional combinations, improving filing outcomes and customer satisfaction.

REVENUE ANALYSIS




**Revenue Forecasting**

Systematize allocation of load forecast to tariff and rate detail for pricing of revenues, automate monthly re-forecasts, and leverage customer detail to identify key variance drivers.



**Unbilled Revenue**

Leverage full volume interval meter data with a historically validated rate engine to calculate unbilled revenue precisely.



**Deep Variance Analysis**

Leverage the power of our customer detail engine to identify revenue variance drivers at the most granular level, from rate migration to shifting time of use patterns.



**Revenue Accounting**

Support revenue reporting at the transaction level over accounting month data for revenue accounting objectives and tracking of out-of-period adjustments.



### Key Account Dashboards

Provides easy access to billing, usage, and customer analytics data through dashboards your Key Account managers can access from their desk or a mobile device in the field with a customer.



### Customer Self-Service

Integrate customer analytics from time-of-use rate comparisons to bill impact analysis directly into your website, providing customers with mobile-friendly self-service analytics and reporting.



### Rate Comparisons

Calculate the best-fit rate for any customer across any set of rate options, from single-account customer-ready exports to full-volume batch rate analysis run in real-time.



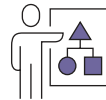
### Account What-ifs

Quickly run what-if analysis against any customer usage element or billing flag, easily identifying the bill impact of changes entered as well as the account's new best-fit rate.



### Bill Impacts

Communicate the impacts of proposed rate changes to customers before the change occurs. Full integration with Rate Design ensures a consistent, accurate message across departments.



### Customer-Ready Exports

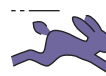
Generate fully formatted rate analysis workbooks at the individual account and batch levels, supporting ad-hoc, customer anniversary, and rate filing needs.

## BILLING



### Special Accounts Billing

Provide data governance, systemization, and workflow management for special accounts billing, while retaining the flexibility of a user-driven calculation engine complete with Excel bill exports.



### Quality Bill Check and Shadow Billing

Run fast and efficient parallel bill calculations to validate billing in real-time, run quality assurance during rate calculation changes, and provide shadow billing against multiple alternate rates.

## The UISG Difference

UISG implementations and product solutions are set apart from other software companies, so it's no surprise utilities continue to partner with us for their modeling needs.

- ▶ Industry Best Practices and Pre-Built Solutions
- ▶ Installed by Experts
- ▶ Proven Track Record
- ▶ Lower Total Cost of Ownership